

South Carolina Annual Educator Supply & Demand Report


2022-23

November 2022

Data in this report were collected from 72 of 73 public school districts and two public charter school districts in the state. Districts are asked to report data in full-time equivalents (FTEs) to account for full-time and part-time positions.

Teacher Vacancies


- Vacancies refer to teaching and service positions that remain unfilled as the school year begins.
- Districts reported a **39% increase in vacancies** although the total number of teaching and service positions was down from last year.
- Some of the reported vacancies have been filled since September when districts submitted their Supply & Demand Survey, while additional positions became vacant during this time.



The 2022-23 school year began with **1,474 vacant positions compared to 1,063 the previous year.**

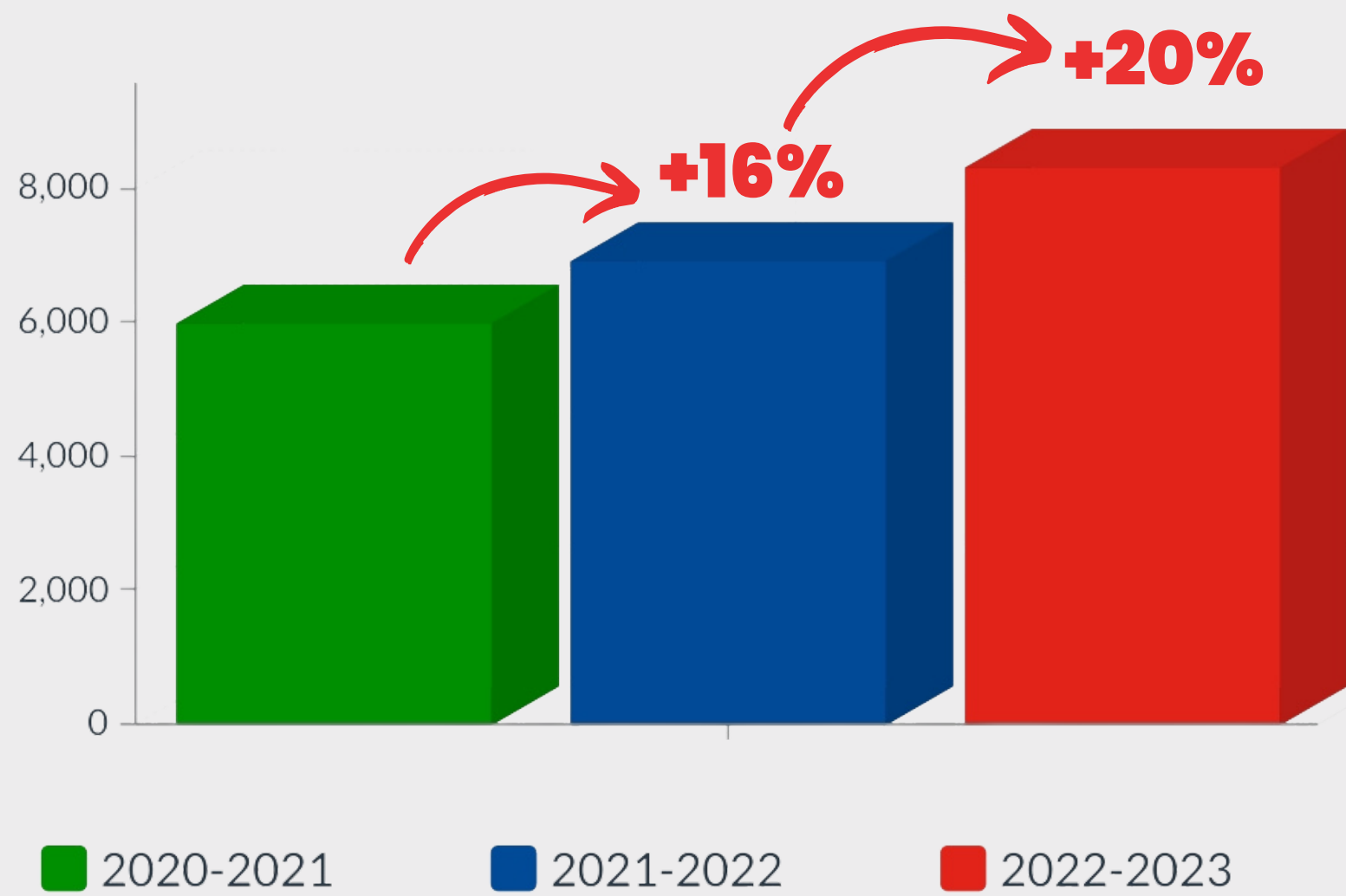
Teacher Departures

- Teacher departures refer to certified educators from 2021-22 who did not return to a teaching or service position in the same district for the 2022-23 school year.
- Departures include any teacher who retired, transferred to another SC district, moved into a non-teaching/administrative position, left the state or profession altogether, etc.



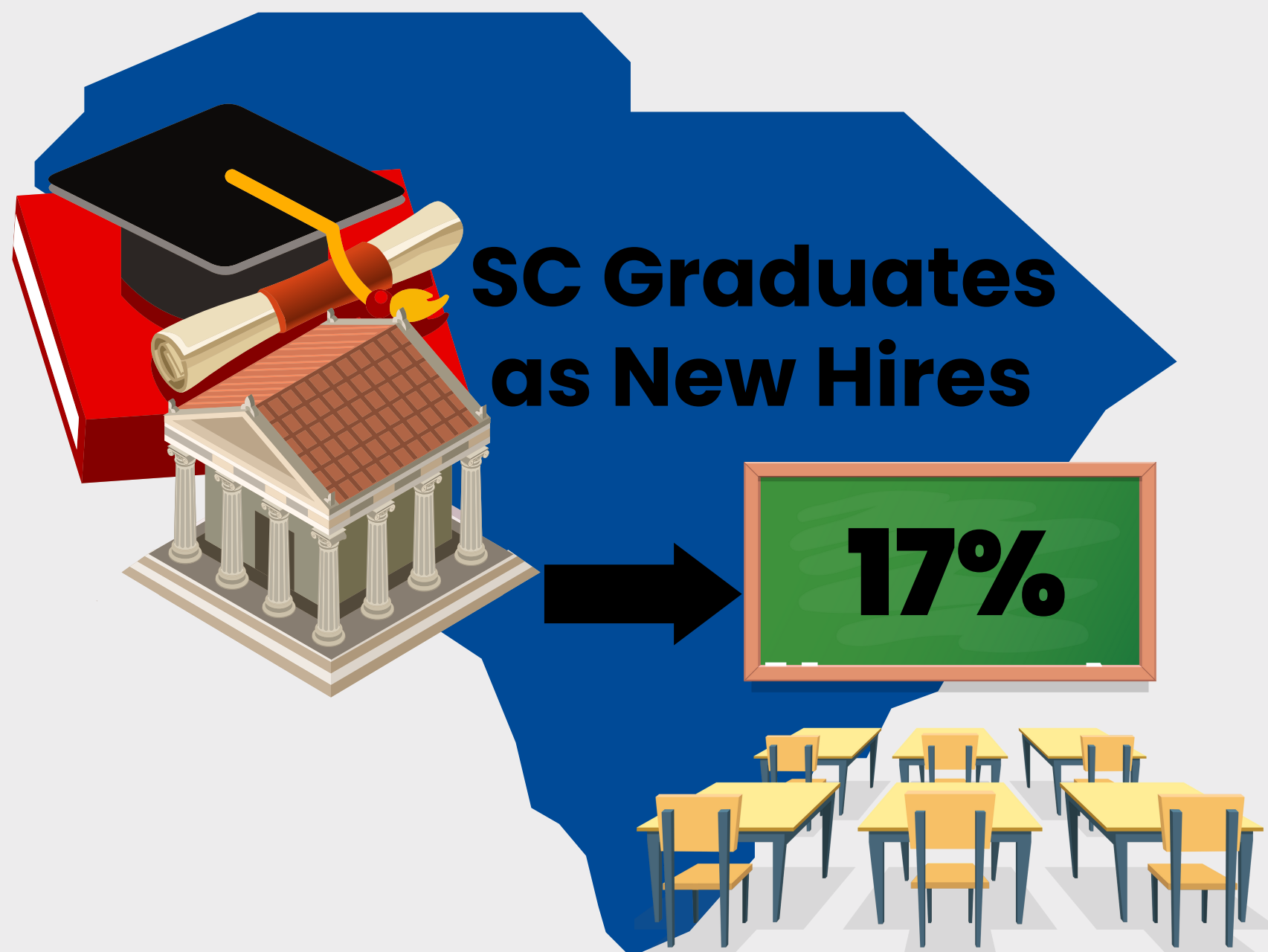
1 in 7 educators did not return to a teaching or service position in the **same SC public school district.**

Note: In this report, a “teacher” is a certified educator in a classroom-based **teaching** position or a school-based **service** position (school counselor, librarian, psychologist, and speech language pathologist).



Teacher departures have steadily increased since 2020–21, with the most recent jump of 20%.

"The teacher shortage has been extremely difficult. We have had to be creative in filling positions, sometimes even making it harder for the teachers we do employ and threatening the district's reputation." –Personnel Director from a SC District



Prior to 2022–23, the percentage of new hires that were recent SC graduates ranged from 21–36% over the last 15 years.

Movers and Leavers

- 17% retired from the profession
- 26% transferred to another SC public school district
- 2% were dismissed involuntarily
- 36% had five or fewer years of experience before moving or leaving

New Hires in SC Schools

- **17%** were recent graduates of a SC teacher education program, which is down from **22%** last year
- 10% were recent completers of an alternative certification program
- 30% transferred from another SC district and 15% from another state
- 6% were international teachers, which is up from 4% last year



Scan the QR Code for additional Supply & Demand information.